



END OF YEAR REPORT APRIL 1ST 2019-MARCH 31ST 2020

Lewis Turner
LANCASHIRE LGBT April 2020

Supported by **the Tudortrust**



CONTENTS

Lancashire LGBT- 1 APRIL 2019 – 31 MARCH 2020	2
Summary	2
All activities in detail	3
Information and Support Service	3
Community events attended: 3	4
Groups: 263 Attendances by 115 Beneficiaries	4
Practitioner forum: 2 meetings. 11 Beneficiaries	5
Befriending: 4 People Befriended. 4 Beneficiaries	5
Community Consultations: 3: with 120 people	5
Trans support: 240 beneficiaries	5
Quality mark – Working Towards Status 1; Renewals 2	6
Training sessions – Total 59 Sessions; number of people trained: 1148	7
Social Media	8
Website	9
Income 19/20	9
Appendix: Diversity Monitoring	10

LANCASHIRE LGBT- 1 APRIL 2019 – 31 MARCH 2020

SUMMARY

This is a report on all Lancashire LGBT activities within the timeframe: April 1st 2019 – March 31st 2020

This is the first financial year for 7 years where the main source of income has not been from the National Lottery.

Funding was from 5 different grant sources: Tudor Trust (towards Chief Executive salary costs); LGBT Futures programme (sustainability grant); National Lottery Community Fund Awards for All (trans support programme), Central Gateway Grant (for promotion of Quality Mark) Postcode Community Trust Magic Money tree (for the walking group).

Additional income came from training delivery, Lancashire LGBT Quality Mark awards and individual donations as well as Leeds and York Partnership NHS Trust Gender Identity Service for use of office space for their satellite clinic.

Statistics at-a-glance

- Information and Support direct beneficiaries: **374** plus Indirect beneficiaries: **136**
- Community events: **3**
- Group attendees: 263 attendances, by **115** beneficiaries - of which 51 were new group members
- Practitioner Forum: **11** direct beneficiaries:
- Befriending: **4** direct beneficiaries
- Community Consultations: **120** beneficiaries
- Trans support: **216** beneficiaries

Total beneficiaries **976**

Training

Number of people trained: **1148**

Number of sessions: **59**

Quality Mark

- NEW 'WORKING TOWARDS' STATUS – 1;
- RENEWALS - 2

All income: £81,051¹

Income from services (Training + Quality Mark): £17,685

¹ This income may not match audited accounts as some invoices for services may not have been paid

ALL ACTIVITIES IN DETAIL

INFORMATION AND SUPPORT SERVICE



Total number of people supported	
2019-20 Total 510	
374 Direct beneficiaries	
136 Indirect beneficiaries	
Client direct	245
Professional enquiry	134
Professional with LGBT client	131
Total	510
Enquiries which take more than 10 minutes	35%
Top four topics (some enquiries may be more than one topic)	
Trans enquiry	35%
Enquiry re groups	20%
Other	14%
Isolation/loneliness	5%
Method of contact	
Email	46%
Phone	44%
Social Media	10%
Top four (known) geographical areas	
Preston	53
Blackpool	35
Blackburn with Darwen	33
Outside Lancashire	55

COMMUNITY EVENTS ATTENDED: 3

This year we had stalls at three large community events

- Lancaster Pride
- Sparkle (National Transgender Festival)
- Preston Pride



GROUPS: 263 ATTENDANCES BY 115 BENEFICIARIES

Altogether, the three groups saw a total of 263 attendances, including members still attending from previous years.

- Go Out walking group 10 monthly walks
- Swimming group: 8 sessions
- Arms Out trans family support group: 12 sessions

51 new people attended regular groups run or directly supported by us.



Walking group (funded by Postcode Lottery and Postcode Community Trust)

This is delivered by a volunteer who is a trained walk leader. Walks are once a month around Lancashire.

There were a total of 59 different attendees this year, of whom 19 were new to the group.

In a recent consultation with group members:

- 95% reported they had made new friends
- 86% said that their wellbeing had improved
- 62% said that they felt less isolated and
- 86% said that they felt healthier and fitter



Swimming group (funded by reserves but looking for contribution from local council)

The swimming group offers an LGBT-only swimming session held at Moor Park leisure centre Blackpool once a month. In addition, we pay for the costs of a swimming coach who is a community member.

There were 30 different attendees, of whom 19 were new to the group including a number from the UR Potential LGBT groups.

- 99% said they felt healthier and fitter
- 73% said they had made new friends,
- 64% said their confidence had improved.



Arms Out group for parents of trans children and young people was attended by a total of 26 people, 13 of whom were new to the group.

PRACTITIONER FORUM: 2 MEETINGS. 11 BENEFICIARIES

The Practitioner Forum brings together community members who run LGBT groups across Lancashire. This Forum offers peer support and information-sharing for members helping to ensure the sustainability of wider support for LGBT people across the county. A total of 11 different representatives from 8 community groups and organisations attended.

BEFRIENDING: 4 PEOPLE BEFRIENDED. 4 BENEFICIARIES

This is delivered by a volunteer who has lived experience of being a parent of a trans young person. All 4 beneficiaries this year were parents or carers of trans young people.

COMMUNITY CONSULTATIONS: 3: WITH 120 PEOPLE

There were 3 community consultation, with a total of 120 responses.

- 50+ LGBT Focus – regarding the needs of 50+ LGBT people
- Trans Policing 2020 – regarding trans people’s confidence in policing in Lancashire
- Trans Employment – regarding the barriers trans people experienced gaining employment

TRANS SUPPORT: 240 BENEFICIARIES

The number of information and support enquiries involving trans beneficiaries (whether direct or indirect) was 162.

Workshop with the Tavistock & Portman Gender Identity Development Service for young people. This was attended by a total of 54 trans people, family members and professionals working with trans young people.

Partnership with Leeds and York Partnership NHS Trust Gender Identity Service



Leeds and York Partnership
NHS Foundation Trust

All trans support activities complement the partnership we have with Leeds and York Partnership Gender Identity Service who have a satellite clinic from our offices and who also employ 2 Gender Outreach

Workers working from our offices supporting local trans people who are on the care pathway.

Trans Residential (funded by the National Lottery Community Fund Awards for All):



This is a new model we are piloting with follow-up activities after the residential weekend planned every 2 months for the cohort to meet again and have ongoing support. Using this model, we are measuring changes in the level of mental health and well-being, confidence and self-esteem, level of social support, mental health and level of knowledge about all aspects of transition compared to attendees' self-assessment at the start of the activity. This event was enhanced by the contribution of the 2 Gender Outreach Workers from Leeds Gender Identity service as well as distinguished guest workshop leaders.



21 participants plus 3 volunteers.

- 82% of participants reported an increase in confidence and self-esteem
- 76% reported an increase in social support level
- 71% reported an increase in mental health and well-being

Due to the Covid-19 restrictions, this cohort has not had the final meet up and evaluation.

QUALITY MARK – WORKING TOWARDS STATUS 1; RENEWALS 2

Working Towards status: 1

- Chid Action North West

Renewals: 2

- U R Potential
- Glenroyd Medical Practice



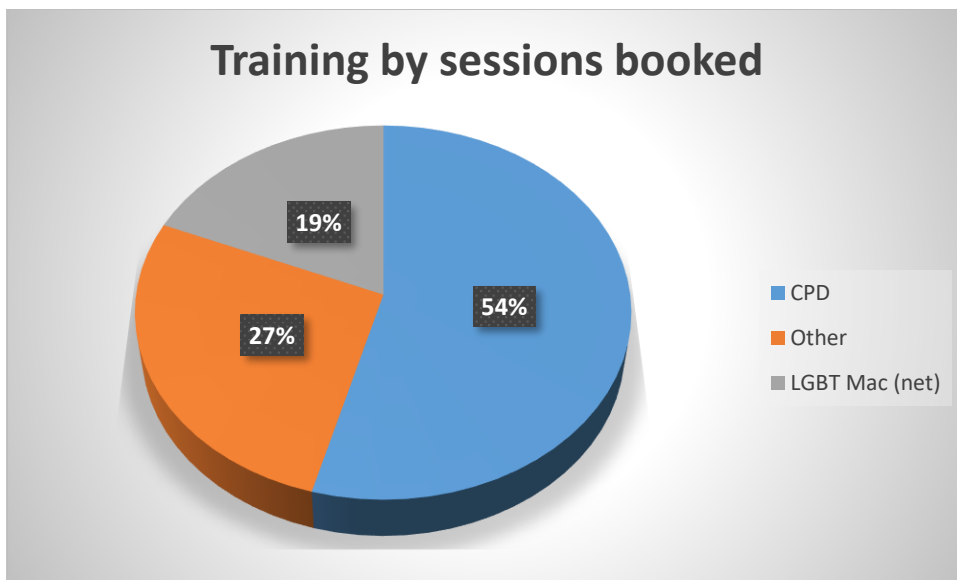
TRAINING SESSIONS – TOTAL 59 SESSIONS; NUMBER OF PEOPLE TRAINED: 1148

SUMMARY

This year we delivered 3 times more training sessions to 3 times more people than the previous year.



The charts below reflect the Training we delivered

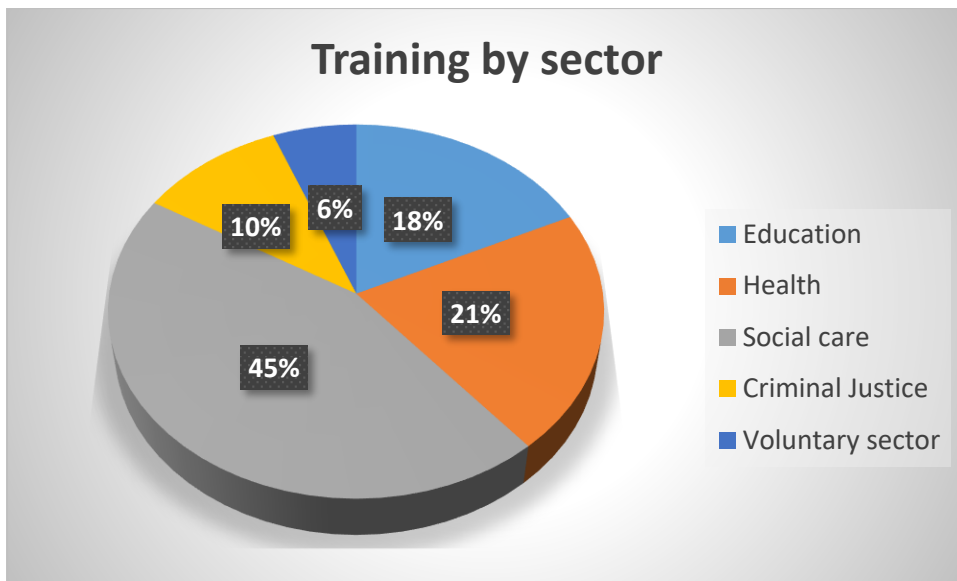


The CPD accredited Trans/Gender Identity Awareness accounted for 54% of sessions with the majority booked by Lancashire County Council. We saw an increase in bookings from Lancashire County Council for the sessions focusing on trans young people, following a landmark case in the Family Courts.

The 'Other' represents the trans awareness sessions which were non-CPD accredited – for example Police Student Officers, Nurses Forums, Colleges, Lancaster University Peer Mentors and schools. These constitute 27% of training delivered.

The LGBT awareness sessions were delivered by Mac McCarthy to Lancaster University Medical school, Lancashire Care Foundation Trust, Domestic Abuse services, Schools, Colleges and Fostering services.

TRAINING BY SECTOR



The majority of training delivered is to the Social care sector, which represents the high volume of bookings from Lancashire County Council for our CPD accredited Trans/Gender Identity Awareness. The second largest sector is Health, followed by Education.



SOCIAL MEDIA

Data from March 31 - April 6 2020

Monthly average reach 1,700 people

WEBSITE

Lancashire LGBT – around 750 per month - higher than last year

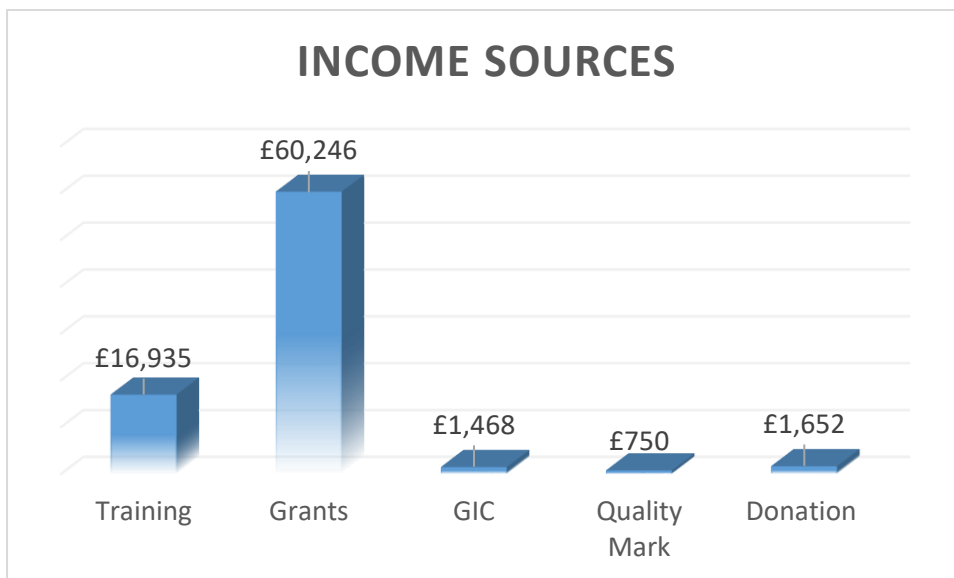
Website engagement – 88% are new visitors

The majority reach us through directly putting on the URL (87%) or by organic search (27%)

The top landing pages in order of frequent use are:

1. Home page 37%
2. Peer and social support groups 10%
3. Quality Mark or Trans support 2.5%
4. Calendar 2.2%

INCOME 19/20



Although the majority of income was Grant funding, it was from 5 different sources: Tudor Trust (towards Chief Executive salary costs); LGBT Futures (sustainability grant); Awards for All (trans support programme), Central Gateway Grant (for promotion of Quality Mark) Postcode Community Trust Magic Money tree (for the walking group).

Income from training has increased this year by 321% compared to the previous year

APPENDIX: DIVERSITY MONITORING

DIVERSITY MONITORING		Information and Support only
Gender		
Male		39%
Female		45%
Non-binary		0.5%
Other		4%
Gender not known		12%
Trans adults		39%
Sexual Orientation		
Gay male		21%
Lesbian		4%
Bisexual		2%
Pansexual		0%
Heterosexual		6%
Other		2%
Sexual orientation not known		65%
Faith		
Christian		0%
Muslim		0%
Sikh		0%
Buddhist		0%
Hindu		0%
Jewish		0%
No faith		2%
Other Faith		0.5%
Faith not known		98%
Ethnicity		
British Asian		0.5%
British Chinese		0%
White British		23%
White Irish		1%
Other White		2%
Mixed Ethnicity		0%
Other Ethnicity		0%

Ethnicity not known		74%
Age		
<19		4%
20+		4%
25+		8%
35+		5%
45+		4%
55+		15%
65+		2%
75+		0.5%
Age not known		57%
Disability		
Physical disability		1%
Learning disability/Mental Health/Autistic Spectrum		7%
No disability		20%
Disability status not known		72%

Percentages may be rounded up or down, so may not total 100%.